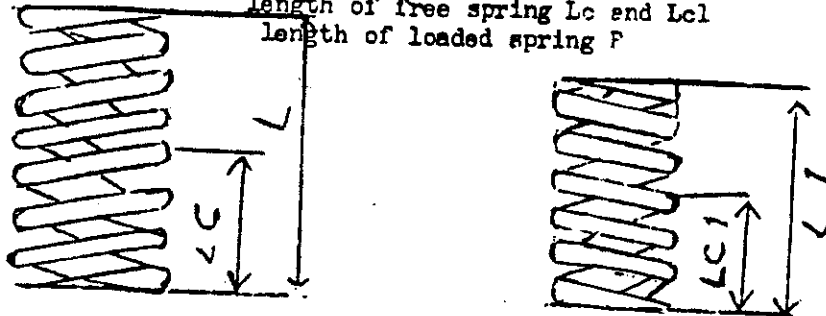


TABLE No. 7

Principal data of valve springs L and L1
 length of free spring Lc and Lc1
 length of loaded spring P

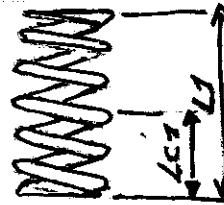
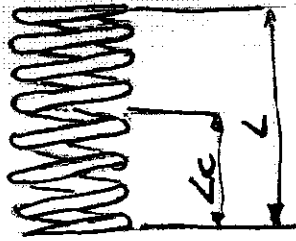


Engine type	Control data of valve springs	
175 LV	Length L Outside spring	2,145" & 2,185"
	Length Lc (P 21-23 kg)	1,063"
	Length L1 Inside spring Length Lc1 (P 13 kg)	1,279" & 1,318" 0,6693"
175 S	Length L Outside spring	1,866"
	Length Lc (P 30 kg)	1,063"
	Length L1 Inside spring Length Lc1 (P 17 kg)	1,228" 0,8268"
175 SDS	Length L Outside spring	1,9685" 2,0079"
	Length Lc (P 38 kg)	1,0236"
	Length L1 Inside spring Length Lc1 (P 22 kg)	1,4567" 1,476" 0,7874"

NOTE

Springs must be replaced when loads P have decreased more than 10%

TABLE 7 (metric).



Engine type	control data of valve springs		
175 LV	Outside spring	Length L	mm 54,5 + 55,5
		length L_c (P 21-23 Kg)	mm 27
	Inside spring	Length L_1	mm 32,5 + 33,5
		Length L_{c1} (P 13 Kg)	mm 17
175 S	Outside spring	Length L	mm 47,4
		Length L_c (P 30 Kg)	mm 27
	Inside spring	Length L_1	mm 31,2
		length L_{c1} (P 17 Kg)	mm 21
175 SDS	Outside spring	Length L	mm 50 + 51
		Length L_c (P 38 Kg)	mm 26
	Inside spring	Length L_1	mm 37 + 37,5
		Length L_{c1} (P 22 Kg)	mm 20

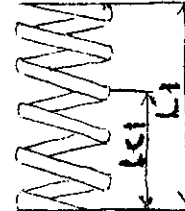
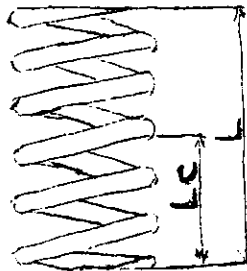
NOTE

Springs must be replaced when loads P have decreased by more than 10%

TABLE No. 7

Principal data of Valve Springs.

L and L1 lengths:
spring free.



Lc and Lc1 lengths
loaded spring P.

ENGINE TYPE	CONTROL DATA OF VALVE SPRINGS :			
175cc L.V.	Outside spring:	Length L	mm	54.5 + 55.5
		Length Lc (P 21-23 Kg)	mm	27
	Inside spring :	Length L1	mm	32.5 + 33.5
		Length Lc1 (P 13 Kg)	mm	17
175cc S	Outside spring:	Length L	mm	47.4
		Length Lc (P 30 Kg)	mm	27
250cc S	Inside spring:	Length L1	mm	31.2
		Length Lc1 (P 17 Kg)	mm	21
175cc SDS	Outside spring:	Length L	mm	50.6 + 51
		Length Lc (P 38 Kg)	mm	26
	Inside spring :	Length L1	mm	37 + 37.5
		Length Lc1 (P 22 Kg)	mm	20

NOTE : Springs must be replaced when loads P have decreased of more than 10%.

175cc SDS (1960/61)	Outside spring:	Length L	mm	40 + 41
	dis.12484	Length Lc (P 58 Kg)	mm	24.5
250cc SDS	Inside spring :	Length L1	mm	36 + 36.5
	dis.12485	Length Lc1 (P 19.5 Kg)	mm	27

NOTE : Springs must be replaced when loads P have decreased of more than 10%.