

Fig. 31 - Montaggio del volante motore
Engine flywheel assembling

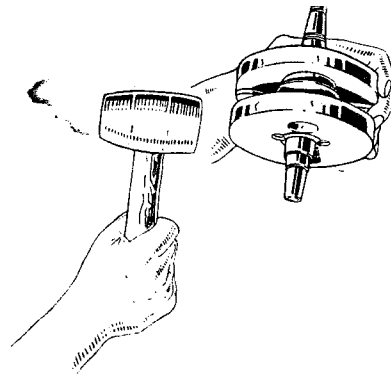


Fig. 32 - Raddrizzatura del volante motore
Engine flywheel straightening.

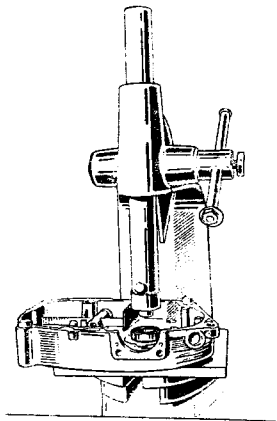


Fig. 33 - Montaggio dei cuscinetti
Bearings fitting.

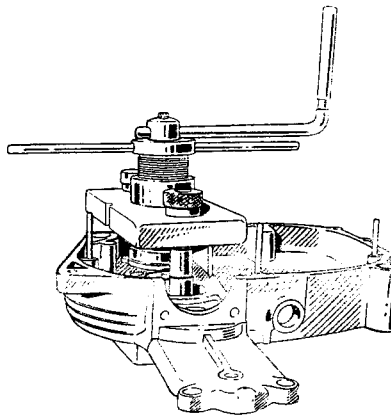


Fig. 34 - Rullatura del bordo per ottenere la tenuta della pompa olio. (Operazione facoltativa)
Finishing of the edge to obtain a better tight of the oil pump (Optional operation)

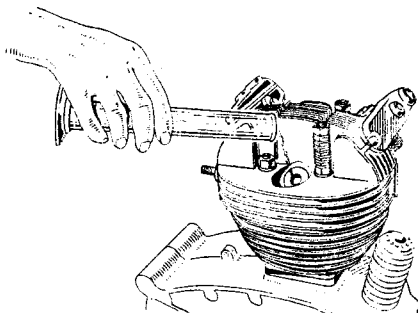


Fig. 35 - Controllo della cubatura della camera di scoppio
CHECKING THE COMBUSTION CHAMBER VOLUME




Fig. 36 - Montaggio degli orologi comparatori per il controllo della fase della distribuzione
FITTING THE DIAL INDICATORS FOR VALVE TIMING