

Fig. 19 - Controllo della tenuta delle valvole
Control of the valve tight.

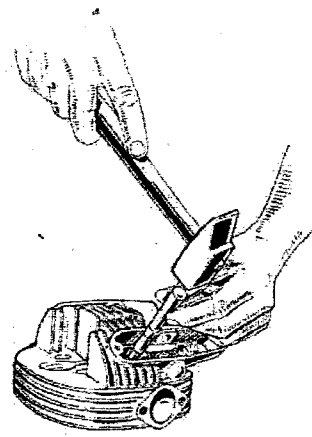


Fig. 20 - Montaggio delle guide delle valvole.
Valve guide fitting.

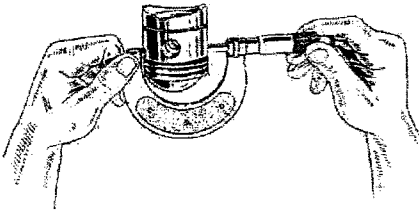


Fig. 21 - Controllo del diametro del pistone
Control of the piston diameter.

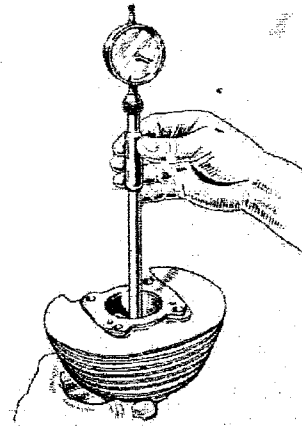


Fig. 22 - Controllo del diametro del cilindro
Control of the cylinder diameter.

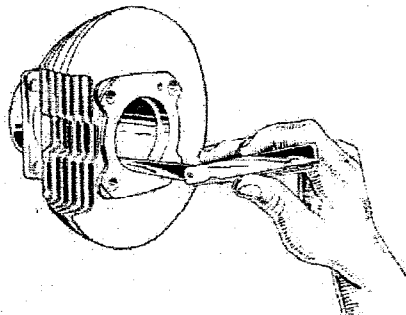


Fig. 23 - Controllo della luce degli anelli elastici
Control of the opening of the piston rings.

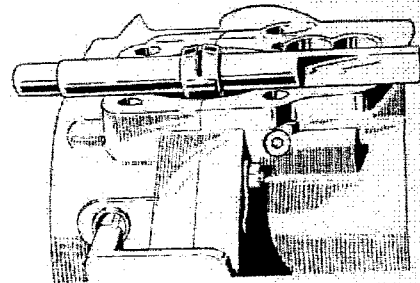


Fig. 24 - Controllo del parallelismo della biella
Control of the connecting rod parallelism.