

Fig. 13 - Controllo del diametro del gambo della valvola
Control of the valve stem diameter.

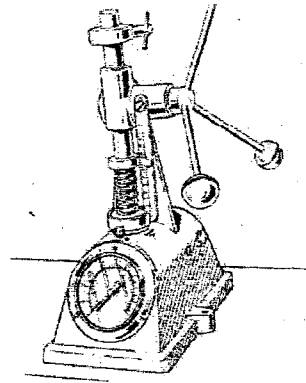


Fig. 14 - Controllo con dinamometro del carico delle molle
Spring load control by means of dynamometer.

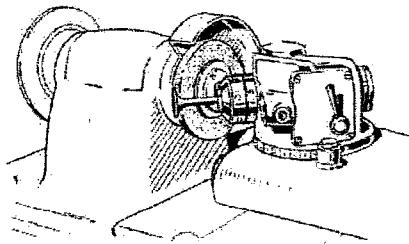


Fig. 15 - Retifica delle sedi delle valvole
Valve seat grinding.

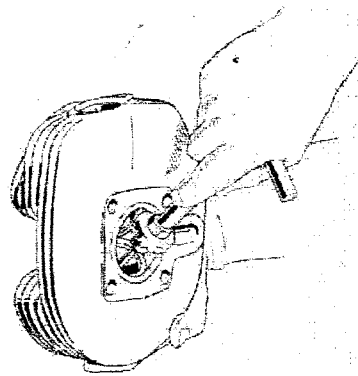


Fig. 16 - Ripassatura con fresa a mano delle sedi per valvole
Valve seat grinding with hand cutter.

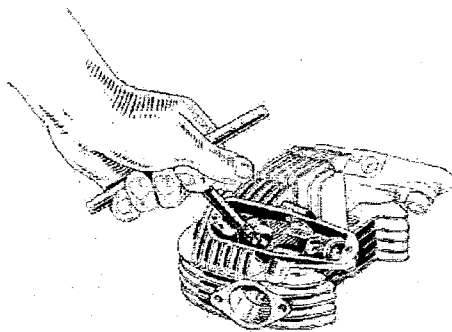


Fig. 17 - Smerigliatura a mano delle valvole sulle sedi della testa
Hand sanding of the valve on the head seats.

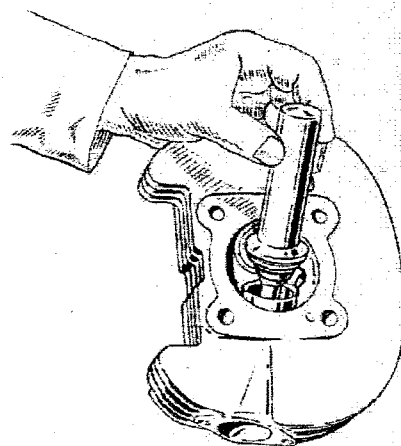


Fig. 18 - Montaggio delle sedi per valvole nella testa
Fitting the valve seats in the head.