

Fig. 1 - Controllo della distanza fra gli elettrodi della candela  
Control of the gap between the sparking plug electrodes.

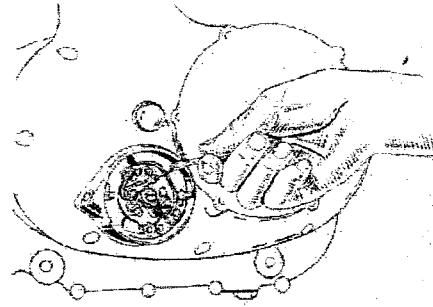


Fig. 2 - Controllo dell'apertura dei contatti del rotore dello spinterogeno  
Control of the gap of the contact breaker contacts (ignition coil battery).

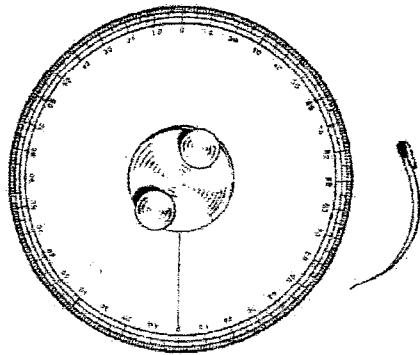


Fig. 3 - Disco graduato e indice per controllo fase accensione  
Graduated disk and index for checking the ignition phase.

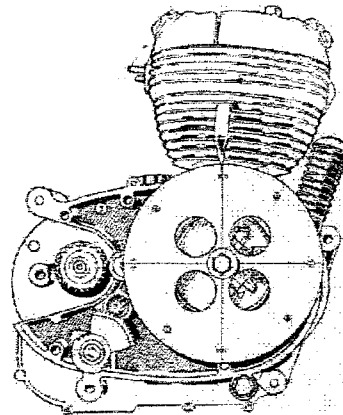


Fig. 4 - Controllo della fase di accensione  
Checking the ignition phase.




Fig. 5 - Contrassegni per la fase di accensione  
Reference markings for the ignition phase.




Fig. 6 - Controllo dello stato di carica della batteria  
Control of the battery charge.